
CLASS SUMMER HOLIDAY'S HOMEWORK 2020-21

Dear Children,

- You Matter us most and we All Miss You!!!!.
- Stay Safe
- Be Kind to your Family
- Get Creative

"This too shall pass. And we will pick up right where we left off!!!"

Summer Vacations are at our doorsteps. Holidays are a well deserved opportunity to relax and rewind by indulging in activities that are pleasurable at the same time educative. .We would like to thank all of you for making online classes and virtual Assessment a success. You are going to enjoy your holidays. It's a sincere request to all to complete holiday projects and home assignments on time. Engage yourself whole heartedly as you will learn a lot through it. Practice your hobbies or inculcate new hobbies. Do a lot of Reading-can be newspapers, magazines, books or novels. Watch English news daily in order to equip yourself with the information and facts to be used as content in the writing skills.

Summer Holidays Homework is an initiative on our part, to inculcate innovativeness, creativity and interest in the tasks assigned to our students. It will not only enable them to recapitulate what was taught but will also help them to connect themselves to the various learning processes. Please ensure that your child complete the assignment neatly.

In this pandemic time you need to prevent yourself from COVID 19 infections by following these simple measures:

1. Practice hand hygiene frequently.
2. Maintain respiratory hygiene and wellness.
3. Maintain at least a 1 meter distance between yourself and others.
4. Wear a three layer mask every time; you are going out without fail.
5. Boost your immunity through nutritious food, yoga and exercises.
6. Read and Revise the Course covered in the virtual classes.
7. Understand the concepts and practice questions.
8. Complete your pending assignments.(if any).
9. Take good care of your health and hygiene.
10. Avoid heavy and oily food and increase intake of fresh fruits and water to keep you well hydrated and energetic.



General Instructions

- ❖ All the work should be hand-written.
- ❖ Original drawings / illustrations and creative use of material will be appreciated.
- ❖ Present your work on A-4 size sheets and put it in an attractive folder with your name and class clearly written at the top.

· The work will be evaluated for all the subjects on the following parameters.

1. Idea and content
2. Presentation

Subject –ENGLISH HOLIDAY HOMEWORK

General Instruction –

1. The Holidays home work must be done in a very neat and presentable manner. Questions must be done in the given sequence.
2. The child will be assessed for the presentation, neatness, completion of all the given questions and timely submission.
3. For the project, wherever it is mentioned, strictly adhere to the instructions.
4. Complete the work on A-4 size sheet
5. Last but not least revise all the subjects as it will help you for future assessments.

Project: (Reading ,Writing, Thinking and Listening Skills)

Q1. Look at the following entry for the word **chutney** in an online dictionary. It is an Indian word which is now used commonly in English:-

*Follow the steps and find the meanings of the words given below:- 1.

Go to Google search.

2. Type the meaning or word and click on the search option.
3. A page like this (image given below) will open. Listen to the pronunciation of that word by clicking on (speaker Icon) beside the word. Write the meaning of that word on **A4 size** sheet and frame a sentence with that word and also write whether it's a noun or a

verb.



meaning of chutney



All

Videos

Images

News

Shopping

More

Settings

Tools

About 30,10,000 results (0.50 seconds)

Dictionary

Search for a word



chutney

/ˈtʃʌtni/

noun

a spicy condiment of Indian origin, made of fruits or vegetables with vinegar, spices, and sugar.
"various chutneys and yogurt dips"



Translations, word origin and more definitions

From Oxford

Feedback

Use an online dictionary to find the meanings of these words of Indian origin.

bungalow

scented

jute

brink

cheetah

shampoo

delicious.

Strode

ACTIVITY ((Reading ,Writing and Thinking Skills)

Q1. Though Akash was from a good city, he decided to work in a village .If you had choice would you live in a city or a village? Form two groups (mother and you, sister and you, grandmother and you)and have a discussion on the topic is *city life better than living in a village* ? Write on A- 4 size sheet or a notebook .You can use the following points

GROUP A : City life is better.

- * Big buildings , schools , hospital
- *Lots of things to do and people to meet.
- *Variety of food and transport

GROUP B : Village life is better

- * Lots of trees and greenery
- *Clean air and no pollution
- * Less rushed than city **City**

Village

Useful words and phrases.

- * I feel that
 - *I believe that..
 - *I agree with you , but...
- * I do not agree with this point



Writing Skills

QII. Complete pages 1-15 of cursive writing book.

QIII. Family Time:- Writing Skills

As the holidays are also a time for families to get together, you have to interview your family, create a family tree and collect stories about them(hobbies , liking , disliking , their childhood memories etc) .This will help you practice asking questions, to listen, and write the content in a logical manner.



QIV. Speaking and Listening Skills:-

Pronunciation is an important of being understood. Learning to pronounce words correctly takes drilling and constant practice. Students need to know how words are pronounced and the way to pronounce them.

Below is a list of 3 apps we recommend for language learners to improve their pronunciation.

1. Learn a new word every day.
2. Write whether it's a Noun , Verb , Adjective or Adverb.
3. Frame a sentence from it and add a conjunction to it.
4. Add a punctuation mark to it.(full stop, comma , exclamation or question mark) Ex:
delicious : adjective .

Sentence : My mother **and** sister baked a delicious brown bread.(and :- conjunction)

Sounds: The Pronunciation App



QV. Speaking Skills

Learn with fun

Holidays are the best time for self practice and self improvement.

You have to write a few lines about your day or week. If possible, capture a moment on camera and write about it. Take an image of any interesting activity that you enjoy like ,
watching aspidger web in the garden, playing games or doing exercises with your sibling , any cooking activity, time spent with your grandparents etc.. You can share the photograph and record an audio/video while doing those activities .

Share the same audio/video with your teachers either through mail or what's app.

QVI. Speaking and Listening skills

Story narration

Here is a story about Jimmy's birthday party. Click on the given link .Listen the complete story and answer the questions given below.

1. What was the occasion of celebration ?Why?
2. Which all games did kids play in the party?
3. Write any two :- common , proper and abstract nouns from the story.

QIII.FREE VOCABULARY GRAPHIC

ORGANIZER

Vocabulary Enrichment

Instructions:-

1. This activity is to be done thrice a week.
2. Write any new word that you have learnt in your day to day activity /through dictionary/your reading or storybooks.
3. You can complete this activity on printout of this page or A-4 size sheet.

WORD OF THE DAY		
WORD:	IMAGE:	
PART OF SPEECH:	SYNONYMS:	ANTONYMS:
FORMAL DEFINITION:		
IN MY WORDS:		
USED IN A SENTENCE:		

QIV. Singular and Plural Nouns

You can complete this activity on printout of this page or A-4

Singular and Plural Nouns

Make each noun plural. Sort the nouns into the proper plural categories

family goose arch loaf fungus cactus horse shelf easel
poppy wharf person fax louse penny dwarf dragon holiday
ox hero nucleus reflex party appendix hoof curriculum
speaker syllabus abyss bacterium spy

add s

add es

change f to v
add es

change y to i
add es

irregular

um / us

ग्रीष्मावकाश गृहकार्य

निर्देश:

- सुंदर लेख लिखें ।
- ए-४ शीट पर अभ्यास करें ।

अभ्यास पत्र -१

प्र.१ दिए गए वाक्यों के उत्तर लिखें ।

क) पुरुष जाति का बोध कराने वाले शब्द _____ कहलाते हैं ।

ख) स्त्री जाति का बोध कराने वाले शब्द _____ कहलाते हैं ।

ग) निर्जीव वस्तुएँ भी पुल्लिंग अथवा _____ होती हैं, जैसे

• मेरी घड़ी टूट गई । _____

• मुझे जलेबी बहुत पसंद है । _____

• मेरा कुरता फट गया । _____

घ) निम्नलिखित शब्दों को पुरुष जाति, स्त्री जाति व निर्जीव जाति में अलग -अलग

लिखिए -

बर्फी ,चाचा ,रसगुल्ला ,मोर ,लेखिका ,दरवाजा ,नानी ,नदी ,सेठ,

सम्राट, कवयित्री, शिक्षक, लड्डू

<u>पुरुष जाति</u>	<u>स्त्री जाति</u>	<u>निर्जीव जाति</u>

प्र.२ कविता पढ़कर रंगीन शब्दों के विलोम शब्द लिखिए -



ऐसे सूरज आता है , पूरब का दरवाजा खोल ,

धीरे -धीरे सूरज गोल , लाल रंग बिखराता है

ऐसे सूरज आता है ।

जागती है चिड़ियाँ , खिलती है कलियाँ ,

दिन सीढ़ी पर चढ़ता है , सूर्योदय यूँ होता है ,

ऐसे सूरज आता है।

शब्द	विलोम

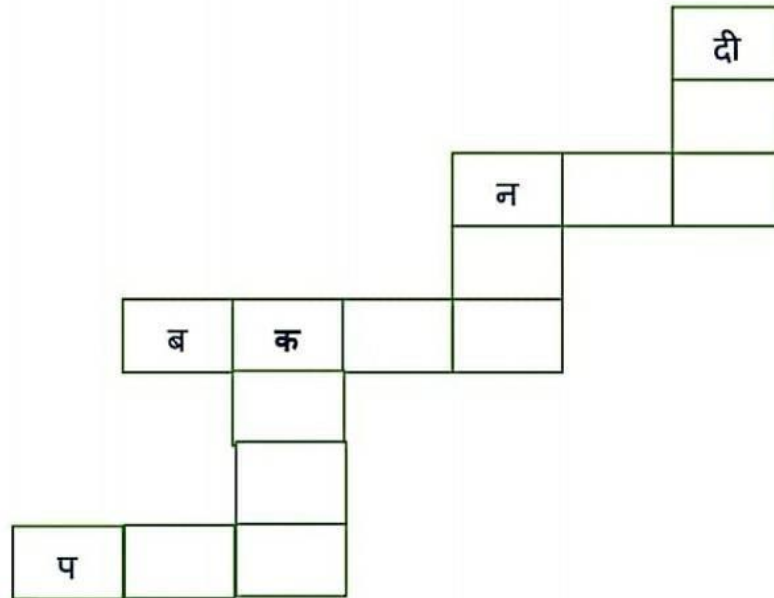
प्र.३ अपने परिवार के सदस्यों व मित्रों के नामों को लिंग के आधार पर स्त्रीलिंग और पुल्लिंग की सूची बनाइए ।

अभ्यास पत्र -२

प्र.१ 'र' के विभिन्न रूपों का प्रयोग करके पाँच-पाँच शब्द बनाकर लिखिए ।

प्र.२ संकेतो की सहायता से बहुवचन शब्दों की शब्द सीढ़ी पूरी कीजिए ।

१. दीवार का बहुवचन - नीचे
२. नज़र का बहुवचन = सीधे
३. कहानी का बहुवचन - नीचे
४. नदी का बहुवचन- नीचे
५. बकरी का बहुवचन- सीधे
६. परी का बहुवचन - सीधे



प्र.३ घर में पड़ी पुरानी पत्रिकाओं ;जैसे मेगज़िन आदि में से कुछ रंगीन चित्र काटकर चिपकाए और उनके चित्र का वर्णन कीजिए । (किन्ही चार)

लिखित अभ्यास

हिंदी सुलेखन पुस्तिका के प्रष्ठ १-१० तक सुंदर शब्दों में पूरा करें ।

रचनात्मक गतिविधि

प्र. भगवान श्री कृष्ण और सुदामा बचपन के मित्र थे और उनकी मित्रता दुनिया में प्रसिद्ध है, उनकी दोस्ती से संबन्धित विचारों को अपने शब्दों में लिखें और उनका चित्र भी चिपकाए ।



Class5thSubject – Maths/Assignment No – 1

Holiday Homework

General Instructions

1. Assignments to be done on A-4 size sheets or on print out of these sheets.
2. Activity to be done on A-4 size sheets.
3. Maintain the work neatly in a folder.

EXPANDED FORM

Part 1: Numerals in Standard Form

Write each number in standard form. The first problem has been completed for you.

1 $3,000 + 200 + 30 + 5$

.

3,235
3 4.

2. $800 + 20 + 5$

• 5 hundreds 2 tens and 1 ones

Three thousand and four

5 7 tens and 7 ones

.

6. $2,000 + 50 + 6$

7 two thousand and twenty-eight

.

8. 8 thousand and 1 hundred

Part 2: Finding the Value of a Digit

Write the place value of the underlined digit. The first problem has been completed for you.

1 $9,640$

.

9thousands

2. $75\underline{4}$

3 $6\underline{7}5$

.

4. $2,875$

5 $8,1\underline{0}0$

.

6. $3\underline{9}$

Q1. Add the following

	T.T h	Th	H	T	O
+	7	8	8	5	3
	3	9	6	0	1

	T.T h	Th	H	T	O
+	6	7	4	9	0
	1	4	7	5	9

	T.T h	Th	H	T	O
+	6	5	8	1	2
	9	6	8	2	1

	T.T h	Th	H	T	O
+	4	6	3	9	1
	3	5	3	2	0


Q2. Fill in the blanks

- $64,765 + 10 = \underline{\hspace{2cm}}$
- $5,543 + 100 = \underline{\hspace{2cm}}$
- $2,111 + 6,940 + 9,584 = \underline{\hspace{2cm}} + 2,111 + 6,940$
- $3,544 + 1000 = \underline{\hspace{2cm}}$
- $2103 + 1 = \underline{\hspace{2cm}}$
- $49840 + 0 = \underline{\hspace{2cm}}$



Q3. Word Problems

5,621 people saw the local soccer team play on Saturday and 3,246 people watched the mid week match. How many people saw the soccer team play that week?



6,214 people went to the music concert on Saturday night and 3,471 people went on Sunday night . How many people saw music concerts that weekend?

ACTIVITY

4. MAKE A MATHS CROSSWORD PUZZLE. (HINT : You can use the four operations – addition, subtraction, multiplication or division to make a puzzle)

PROJECT

Instructions : DO ANY ONE.

1. Make a locker (safe) with a digital password using cardboard.
2. Make a scenery using mathematical shapes (2D and 3D bo)

/Class 5

Subject-EVS

SUMMER VACATION HOLIDAY HOMEWORK

General Instructions:

- **The Holidays home work must be done in a very neat and presentable manner. Assignment 1 must be done in the sequence given on ruled A4 sheet. Also draw diagrams wherever necessary. Take the printout of assignment 2 and complete it neatly.**
- **Every work of the child will be assessed on the basis of the presentation, neatness, completion of all the given questions and timely submission.**
- **Make a video of yours while doing project and activity needs to be sent on subject teacher's Whatsapp window.**
- **Revise all the chapters done as it will help you for future assessment.**

Project**SAVE ENVIRONMENT!!**

Make your own handmade sheet by recycling old newspaper.

Material Required:

Old newspaper, water, a container, mixer, two plastic sheets, water colour and a roller pin.

Procedure:

*Tear up your scrap paper into small (about one-inch) pieces and soak it in warm water in a container.

*After 2-3 days, take out the paper bits and blend it in blender or mixer to make smooth pulp.

*Add water colour in it of your own choice for colourful sheet.

*Drain extra water from the pulp using strainer.

*Place the plastic sheet on a flat surface

*Pour your pulp mixture on it and spread the pulp well. Now, cover it with another plastic sheet .

*Take a roller pin and roll over it until it is thin like a chapatti .

*Remove the above sheet and keep it to dry.

*Do not disturb the paper until it is totally dry.

*Your handmade sheet is ready. You can make cards, paper bags etc.


Activity

Aims: To observe what happened when air gets heated.

Things required: Two identical bottles, two bowls, hot water, cold water and two balloons.

Method:

- Fit a balloon on the mouth of each bottle.
- Ask an elder to pour hot water into one bowl.
- Pour cold water into the other bowl.
- Stand one bottle in each bowl.



What do you observe?

Observation:

The balloon on the bottle kept in hot water start getting bigger.

Reason:

The hot water heat the air in the bottle. Hot air being lighter Rises up and make the balloon blow up.

VSPK/R/Session 2020-21/Class IV/Subject-Science/Summer Holiday Homework Writing Assignment No.1/Topic: Eating for Life: Food

I. State TRUE/FALSE:

1. Food items rich in carbohydrates are called energy- giving foods.
2. Proteins provide energy for the body.
3. Starch is quickly digested by our body.
4. Cooking does not kill germs.
5. Roughage helps in removing waste material from our body.
6. We need to eat lots of fats to stay healthy.

II. Fill in the blanks:

1. Preservation of food is a method to prevent food from getting _____.
2. The nutrient group found on the top of a food pyramid is _____.
3. An important mineral that the body needs to make haemoglobin is _____.
4. _____ contain much more energy than carbohydrates.
5. _____ and _____ are protective foods.

III. Answer the following questions:

- Q1. What are the main sources of proteins?
- Q2. Why do we cook food?
- Q3. Discuss sugaring and salting.
- Q4. Write how Vitamin A helps out body.
- Q5. Why is food essential for us?



Safety Rules 1

NAME:

Choose and write. Then match the sentences with the pictures.



- 1) When you go to amusement parks with lots of people, always with your family.
- 2) If a stranger asks you personal questions,
- 3) When you go to school,
- 4) When you go swimming,
- 5) If you are eating something,
- 6) When you are making something,
- 7) If somebody wants to touch you, remember that
- 8) If you want to be prepared for anything,
- 9) When you are playing near a street,
- 10) If a secret is scary,
- 11) If you get into a vehicle,
- 12) When you walk around town,
- 13) If you don't want to cut yourself,

avoid sharp objects and broken glass / handle with care / know your emergency telephone numbers / stay together / don't dash into the street / obey street signs and safety rules / no one should touch your private parts / swim with a partner / buckle up / keep your name and address private / don't eat and run / walk with a friend / tell a trusted adult

